

Enhancing Carbon Capture And CO₂ Reduction Processes Using Machine Learning And AI Technologies To Improve Biomedical Outcomes

Ali Shafaghat

Department of Chemical & Petroleum Engineering, Faculty of Graduate Studies, Branch University of Calgary, Canada

ABSTRACT

Enhancing carbon capture and CO₂ reduction processes using Machine Learning and AI technologies to mitigate health risks and improve biomedical outcomes is a critical area of research that combines environmental science with healthcare innovation. By leveraging advanced algorithms and data analytics, researchers can optimize carbon capture systems to operate more efficiently, thereby reducing greenhouse gas emissions. Additionally, these technologies can be employed to model the impact of air quality on public health. Biomedical outcomes such as asthma rates, respiratory diseases, and cardiovascular conditions can be better understood through the analysis of pollutant exposure levels. By integrating environmental data with health records, researchers can identify correlations between air quality and disease prevalence. This approach not only aids in developing targeted interventions but also informs policymakers about the potential health benefits of improving air quality.

Keywords: Carbon Capture, CO₂, Machine Learning, AI, emissions, air pollution, climate change, greenhouse gases, catalyst, hydrogen, biomedical outcomes.

INTRODUCTION

A significant association between elevated exposure to hydrocarbon flaring a process involving the combustion of excess natural gas, resulting in substantial CO₂ and pollutant emissions—and a 50% increased risk of preterm birth compared to individuals residing outside the exposure range. It is true that high exposure was defined as experiencing 10 or more nocturnal flaring events within a 5-kilometer (approximately 3-mile) radius of the individual's residence, however new study reveals that the gas flaring Can Impact Individuals Up to 60 Miles away underscoring the potential adverse health impacts of flaring-related greenhouse gas, CO₂ and pollutant emissions. New research from USC and UCLA reveals that over half million Americans face potential health hazards due to their proximity to oil and gas production sites where excess natural gas is burned off, a process known as flaring[2]. This practice, which involves the combustion of surplus gas at extraction locations, poses significant health concerns for nearby residents [1]. This becomes more highlighted, in areas with high oil and gas and industrial manufacturing facilities such as Texas and Louisiana in the USA.

Gas flaring can have a number of negative health impacts in those area special Texas and Louisiana in the USA which leads to umber of health diseases including but not limited to:

Premature Deliveries: Research has identified a correlation between proximity to gas flaring activities and a heightened likelihood of premature childbirth. This association raises concerns about the potential health impacts of environmental pollutants emitted during the flaring process. Studies have suggested that the release of volatile organic compounds and particulate matter may contribute to adverse pregnancy outcomes by affecting maternal health and fetal development. Furthermore, the stress associated with living near industrial sites may exacerbate these health risks, leading to increased anxiety and depression among pregnant individuals. This psychological stress can further impact maternal behaviors, such as prenatal care utilization and lifestyle choices, which are crucial for healthy fetal development. Additionally, exposure to pollutants from flaring can disrupt endocrine functions, potentially leading to complications such as low birth weight, preterm birth, and developmental delays. As such, it is essential to consider both the environmental and social factors that contribute to maternal and fetal health.

Respiratory Disorders: Gas flaring exacerbates pulmonary ailments and is a significant contributor to the incidence of asthma exacerbations. The release of harmful pollutants, such as nitrogen oxides and volatile organic compounds, during gas flaring can lead to increased inflammation in the airways and

reduced lung function. Studies have shown that communities located near gas flaring sites experience higher rates of respiratory illnesses, including chronic obstructive pulmonary disease (COPD) and asthma. These health impacts are particularly concerning for vulnerable populations, such as children and the elderly, who may be more susceptible to the harmful effects of air pollution. Additionally, the exposure to these pollutants can exacerbate pre-existing health conditions, leading to increased healthcare costs and a greater burden on local health systems.

Certain compounds emitted during flaring, such as benzene, are classified as carcinogenic, posing increased cancer risks. Additionally, the release of volatile organic compounds (VOCs) can lead to the formation of ground-level ozone, which is linked to respiratory problems and other health issues. The environmental impact of flaring extends beyond human health; it also contributes to air pollution and climate change through the emission of greenhouse gases such as carbon dioxide and methane. These emissions can exacerbate global warming and disrupt local ecosystems. Furthermore, the release of particulate matter and other harmful pollutants can degrade air quality, affecting not only human populations but also wildlife and vegetation. Efforts to mitigate these impacts include improving flaring practices, investing in cleaner technologies, and implementing stricter regulations on emissions.

Flaring plays a role in the generation of photochemical smog, which is linked to adverse effects on cardiovascular, neurological, and reproductive health. This process releases a variety of pollutants, including volatile organic compounds (VOCs) and nitrogen oxides (NO_x), which can react in the presence of sunlight to form ground-level ozone. Ground-level ozone is a significant component of smog and can exacerbate respiratory problems, such as asthma and chronic obstructive pulmonary disease (COPD). Additionally, it can lead to decreased lung function and increased susceptibility to respiratory infections. The presence of ground-level ozone also poses risks to cardiovascular health, as it can induce inflammation and oxidative stress in the body. Furthermore, vulnerable populations, including children, the elderly, and those with pre-existing health conditions, are particularly at risk of pulmonary health complications.

Chronic exposure to black carbon particles emitted during flaring activities amplifies the risk of cardiovascular diseases and cerebrovascular incidents such as strokes. These fine particulate matter particles can penetrate deep into the respiratory system, leading to systemic inflammation and oxidative stress. Studies have shown that individuals living near flaring sites exhibit higher levels of inflammatory markers in their blood, which are closely associated with the development of heart disease.

Gas flaring has been implicated in the aggravation of pediatric asthma, impaired fetal development, and elevated mortality rates. These adverse health outcomes are largely attributed to the release of harmful pollutants, such as volatile organic compounds (VOCs), nitrogen oxides (NO_x), and particulate matter, which are produced during the combustion of natural gas. Exposure to these pollutants can lead to respiratory issues, cardiovascular diseases, and other serious health problems. Furthermore, the environmental impact of natural gas extraction and transportation cannot be overlooked.

The health repercussions of flaring are disproportionately borne by economically disadvantaged populations, as well as Hispanic and Native American communities. These groups often live in close proximity to oil and gas extraction sites, exposing them to higher levels of air pollution and associated health risks. Studies have shown that increased exposure to flaring emissions can lead to respiratory issues, cardiovascular diseases, and other chronic health conditions. Furthermore, the lack of access to healthcare resources in these communities exacerbates the impact of these health risks, making it more difficult for individuals to receive timely medical attention and necessary treatments. This situation creates a cycle of health disparities, where vulnerable populations are not only more exposed to harmful pollutants but also face significant barriers to accessing preventative care and health education. As a result, the long-term effects of flaring emissions can lead to increased morbidity and mortality rates within these communities. Addressing these public health concerns requires a multifaceted approach, including stricter regulations on emissions, increased funding for community health programs, and research into developing new technology such as AI and machine learning to reduce these risk factors.

Main

Flaring occurs as a routine practice during the exploration, extraction, and refinement of hydrocarbons. It is particularly prevalent in regions where the associated natural gas extracted alongside crude oil lacks viable commercial applications.

Climate change in the USA and carbon capturing and CO₂ reduction through the oil and gas industries, such as ammonia, methanol, and LNG plants, especially in Texas and Louisiana, become complicated challenges. These regions are critical to the nation's energy production, yet they also contribute significantly to greenhouse gas emissions. As the demand for cleaner energy sources grows, the oil and gas industries are under increasing pressure to adopt more sustainable practices. This includes investing in technologies that reduce emissions, such as carbon capture and storage, Pre-Combustion carbon

capture with an analysis of capturing CO₂ before combustion by reforming fuel into hydrogen and CO₂, then isolating the CO₂ for storage and transitioning towards renewable energy sources like wind and solar power which almost would not be possible in large scale. Therefore, improving manufacturing process of a plant like Ammonia, Methanol and LNG are vital specially focusing in catalyst and advance process control and optimization techniques. These advancements can lead to increased efficiency and reduced costs, making these processes more viable for large-scale implementation. Additionally, the development of innovative catalysts can enhance reaction rates and selectivity, thereby minimizing energy consumption and waste generation. Furthermore, integrating advanced process control systems can enable real-time monitoring and adjustment of operational parameters, ensuring optimal performance and safety. Additionally, regulatory frameworks are evolving to incentivize these changes, pushing companies to innovate and implement innovative solutions. The balance between maintaining economic stability and addressing environmental concerns will be crucial as stakeholders navigate the complexities of energy production in these vital regions.

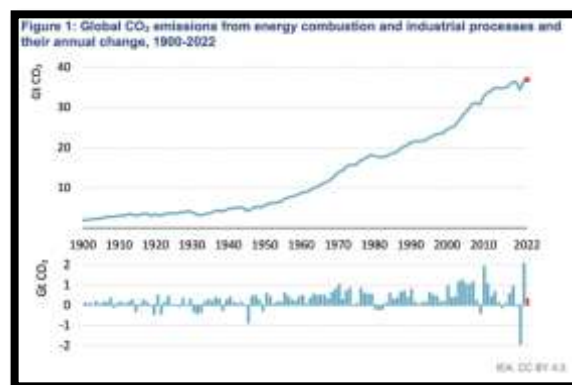
The methods for carbon capture and CO₂ reduction, along with improvement manufacturing process of ammonia and methanol can be significantly improved by integrating advanced process control mechanisms within steam reformer units. Additionally, the incorporation of burner management systems (BMS) technology plays a crucial role in effectively monitoring and regulating the primary and secondary reforming process. These systems ensure optimal combustion conditions, enhancing energy efficiency and reducing emissions. Furthermore, real-time data analytics can be employed to predict and mitigate potential operational issues, allowing for proactive maintenance and minimizing downtime. By leveraging machine learning algorithms, operators can gain insights into performance trends, enabling them to make informed decisions that optimize the overall efficiency of the reforming process. This holistic approach not only improves the production of hydrogen but also enhances the quality of the end products. Additionally, the integration of real-time monitoring systems allows for immediate adjustments to be made in response to fluctuations in feedstock quality or operational conditions. As a result, these advancements contribute to a more sustainable and economically viable hydrogen production process, aligning with global efforts to transition towards USA battling the climate change and air pollutions. Furthermore, ongoing research into alternative catalysts and reaction pathways may lead to even more efficient methods of hydrogen generation. For instance, the exploration of biocatalysts and novel materials could significantly reduce energy consumption and enhance the overall yield of hydrogen from renewable sources. Additionally, integrating these technologies with existing infrastructure can facilitate a smoother transition to a hydrogen economy. As industries and governments invest in hydrogen as a clean energy carrier, it is crucial to address the challenges of storage, transportation.

This approach is aimed at generating syngas through the utilization of a diverse range of efficient catalysts, alongside the application of machine learning techniques to optimize the overall process. By integrating advanced algorithms, researchers can analyze vast datasets to identify patterns and predict the performance of various catalysts under different conditions. This not only accelerates the discovery of new materials but also enhances the understanding of reaction mechanisms involved in syngas production. Furthermore, the combination of machine learning with experimental data allows for real-time adjustments to operational parameters, leading to improved yield and selectivity. As a result, the overall efficiency of the syngas production process can be significantly increased. This integration not only reduces the time and cost associated with material discovery but also paves the way for the development of more sustainable energy solutions. By optimizing reaction conditions and identifying novel catalysts, researchers can minimize waste and lower carbon emissions, contributing to a greener future. Additionally, the insights gained from these studies can be applied to other fields, such as waste management and resource recovery. For instance, the principles of catalysis can be utilized to enhance the efficiency of recycling processes, allowing for the recovery of valuable materials from discarded products. Furthermore, interdisciplinary collaboration among chemists, engineers, and environmental scientists can lead to innovative approaches that address complex challenges in energy production and consumption. These collaborative efforts can result in the development of new technologies that enhance the efficiency of recycling methods, reduce waste, and minimize the environmental impact of manufacturing processes. For instance, advancements in materials science may lead to the creation of biodegradable alternatives to conventional plastics, while engineering innovations can improve the design of recycling facilities to optimize resource recovery. Additionally, the integration of data analytics and machine learning can streamline sorting processes, allowing for more efficient separation of materials based on their composition. This technological advancement not only enhances the quality of recycled materials but also reduces contamination rates, which are a significant challenge in current

recycling systems.



<https://www.sierraclub.org/texas/blog/2020/11/oil-and-gas-air-pollution-townhall-focuses-problem-and-solutions>



<https://www.datategy.net/2023/03/07/reducing-carbon-emissions-with-ai-the-role-of-machine-learning-in-energy-efficiency/>

These machine learning algorithms analyze vast amounts of data generated during the syngas production process, identifying patterns and correlations that may not be immediately apparent to human operators. By continuously refining the operational parameters, such as temperature, pressure, and catalyst composition, these technologies can enhance the yield and quality of the syngas produced. Furthermore, real-time monitoring allows for immediate adjustments to be made in response to fluctuations in by employing advanced algorithms, researchers can analyze vast amounts of data generated during hydrocracking, identifying patterns and correlations that may not be immediately apparent. This data-driven approach allows for real-time adjustments to operating conditions, enhancing the yield and quality of the syngas production. Furthermore, the integration of sensors and IoT devices enables continuous monitoring of key parameters, such as temperature, pressure, and catalyst activity as well as allows for real-time adjustments to operating conditions, enhancing the yield and quality of the syngas produced.

Enhanced Control System for Reformer Optimization

An advanced control system designed to optimize the energy balance in the reformer of an ammonia production plant is outlined. This system operates without the need for additional instruments, external computers, or analyzers such as calorimeters. Utilizing the computational capabilities of the distributed control system (DCS), it stabilizes reformer performance while simplifying the operation of downstream units.

Historically, the operation of steam reformers for producing hydrogen and synthesis gas relied heavily on manual control. In many cases, cascade controls for parameters such as temperature and fuel pressure proved effective during stable conditions. However, in situations where manual control failed due to external disturbances from interconnected units, cascade controls also struggled due to the inherent long thermal lags associated with reformer operations.

1. Molar Steam-to-Carbon Ratio Control

The optimal steam-to-carbon (S/C) molar ratio for the reformer feed is traditionally determined through design calculations and fine-tuned during plant operations. Key factors influencing this ratio include energy efficiency, reformer tube temperature, and catalyst performance. However, variations in feed composition and flow rates can disrupt the S/C balance, leading to inefficiencies and safety concerns.

To address these challenges, an online analyzer is employed to measure the organic carbon content in the feed, enabling precise control of the steam-to-carbon ratio instead of the conventional steam-to-feed flow ratio. Accurate control of the S/C ratio offers several advantages:

Operational Efficiency: The reduction of safety margins allows for significant steam savings, enhancing

energy efficiency.

Reformer Performance: Stabilizing the S/C ratio minimizes methane slip, which can otherwise lead to inefficiencies.

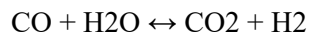
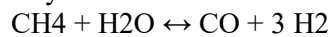
Downstream Optimization: Reducing fluctuations in the S/C ratio decreases the variability of inert gases entering the synthesis loop, thereby improving overall process performance.

This approach underscores the importance of real-time analytics and advanced control strategies in modernizing reformer operations for increased reliability and efficiency.

Primary Reforming Process

The gas needs to be heated to a range of approximately 950°F to 980°F at 525 to 595 psig. The heated gas-steam mixture then enters the reformer catalyst tubes, where it reacts over a catalyst to produce hydrogen and carbon oxides. The steam-to-carbon ratio at the reformer inlet is approximately 2:10. However since this ratio cause carbon residue formation in catalyst tube and since the goal of this process is to produce Hydrogen (H₂) then the ratio of CH₄ to H₂O considered in industrial scale 3 : 1.

Key reactions in the reformer are as follow:



One of the key factor of this study is focus on different types of catalyst that play a key role in the manufacturing process.

The reformed gas exits the catalyst tubes at a range of 1,450°F to 1,480°F and 465 to 500 psig, containing about 13.6% unreacted methane (on a dry basis). After accounting for heat loss, the reformer gas temperature is approximately 1,430°F to 1,470°F.

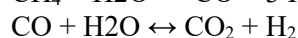
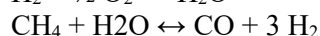
The temperature at the catalyst tube outlets is controlled by the firing of the primary reformer's main burners. These burners utilize a fuel mix that includes tail gas from the hydrogen recovery unit, flash gas from the high-pressure flash tower, inert gas from the ammonia washing column, and natural gas. Combustion air is preheated to maximize heat recovery from the flue gas and minimize the fuel requirement in the radiant section.

Auxiliary burners, paired with a dedicated coil, superheat the steam produced in the process reboilers to approximately 930°F to 960°F. Flue gases from these burners are directed to the convection section downstream of the Mixed Feed Heater coil.

Secondary Reforming Process

The process gas from the primary reformer undergoes further reforming in the secondary reformer vessel. In the upper section of the vessel, oxygen from the supplied air reacts with the primary reformer gas, generating heat through combustion. The gas mixture then passes through a nickel-based catalyst, where residual methane is converted into hydrogen and carbon oxides using the combustion-generated heat. The air supply is carefully controlled to achieve a 3:1 hydrogen-to-nitrogen ratio at the converter inlet, accounting for hydrogen recovered from the hydrogen recovery unit.

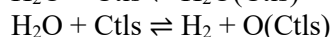
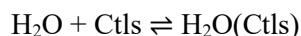
Main Reactions in the Secondary Reformer:



Reaction (1) proceeds to completion, while reactions (2) and (3) are equilibrium reactions. The residual methane at the outlet of the secondary reformer is approximately 0.56% (dry basis).

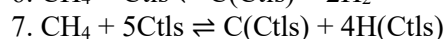
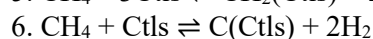
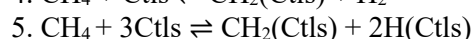
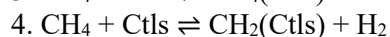
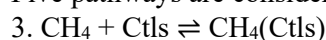
To enhance the reforming reactions occurring in catalyst tubes, various mechanisms have been proposed. The primary mechanisms involve the adsorption of water steam and methane on the active catalyst surface.

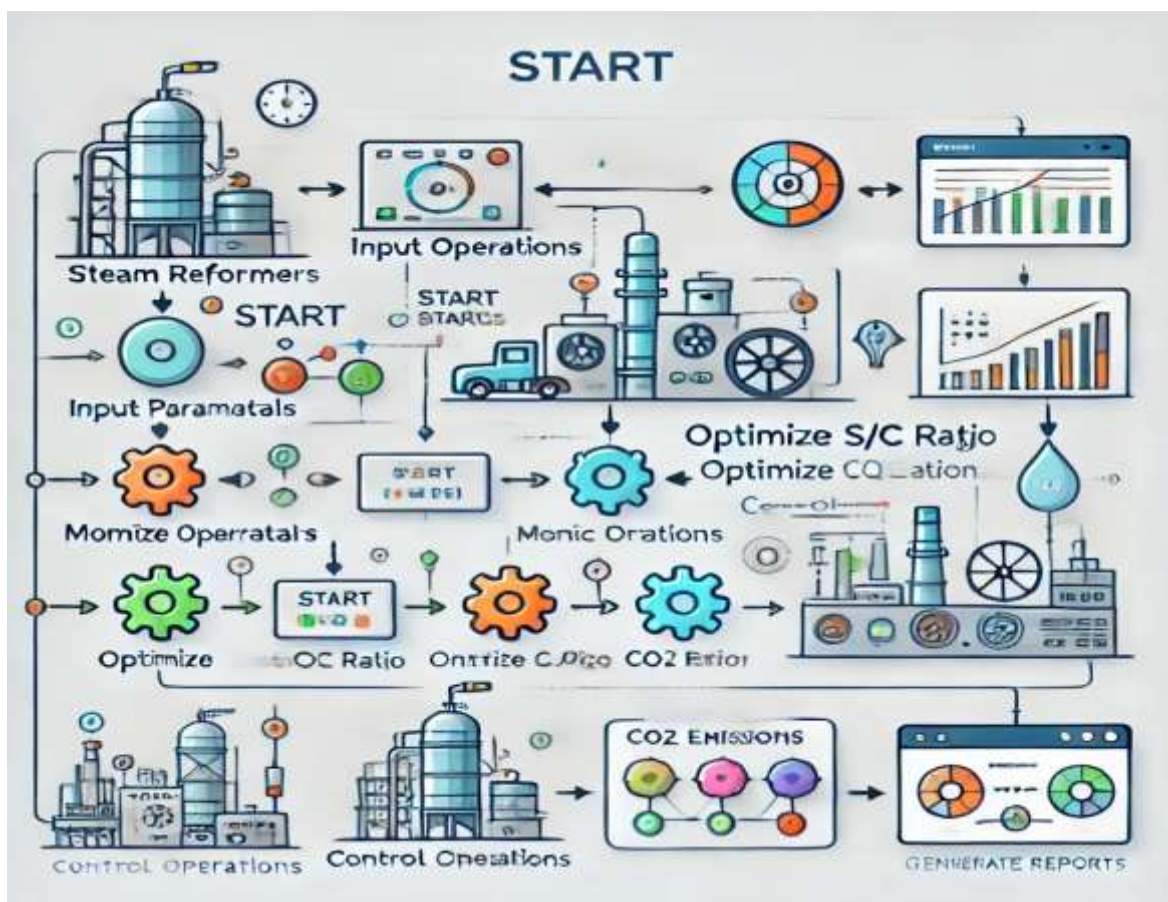
Dominant Mechanisms for Water Steam Adsorption on the Catalyst (Ctls):



Dominant Mechanisms for Methane Adsorption on the Catalyst (Ctls):

Five pathways are considered:





Of these, reaction 5 is recommended for improving the manufacturing process due to its efficiency in decomposing methane into CH_2 radicals and hydrogen atoms, which optimizes the reaction rate and enhances productivity.

Key Reactions for CO and CO_2 Formation

Reactions leading to CO and CO_2 production are crucial for determining the reaction time and speed. To optimize the reforming process, the priority of the reactions is recommended as follows:

Adsorption of H_2O on the Catalyst Surface:

- 1- H_2O decomposes into oxygen (O) and hydrogen gas (H_2).
- 2- Adsorption of CH_4 on the Catalyst Surface:
- 3- CH_4 decomposes into CH_2 and H_2 radicals on the catalyst surface.
- 4- Interaction of CH_2 and O Radicals:
- 5- The adsorbed CH_2 radicals react with O to form intermediate species.
- 6- Decomposition of CHO Radicals:
- 7- CHO radicals decompose into CO and H.
- 8- Hydrogen Formation:
- 9- Adsorbed hydrogen atoms combine to form molecular hydrogen (H_2).

Desorption of CO:

- 1- CO desorbs from the catalyst surface and enters the gas stream.

2- Reaction Pathways and Rate Control Mechanism

Machine learning for carbon and CO_2 reduction uses computer algorithms to analyze data and find patterns that can help reduce carbon emissions. It can optimize energy use, improve renewable energy sources, enhance carbon capture technologies, and support sustainable practices, ultimately aiming to lower the amount of carbon dioxide released into the atmosphere. These advancements not only contribute to mitigating climate change but also promote economic growth by creating new jobs in the green technology sector. Additionally, the integration of artificial intelligence in environmental monitoring allows for real-time data collection and analysis, enabling quicker responses to ecological threats. As industries adopt these innovative solutions, they can transition towards more sustainable operations, fostering a circular economy where waste is minimized, and resources are reused. Furthermore, the integration of advanced technologies such as artificial intelligence and machine learning can enhance predictive modeling, allowing organizations to anticipate environmental changes and mitigate potential impacts before they occur. This proactive approach not only safeguards ecosystems but also promotes resilience in communities that depend on natural resources for their

livelihoods. Additionally, collaboration among stakeholders—including governments, businesses, and non-profits—can drive the development of policies and practices that support sustainable resource management. This collaborative approach not only fosters innovation but also ensures that diverse perspectives are considered in decision-making processes. By integrating local knowledge with scientific research, stakeholders can create tailored solutions that address specific environmental challenges while enhancing economic opportunities. Furthermore, education and awareness campaigns can empower communities to engage actively in conservation efforts, leading to a more profound commitment to sustainability.

Flare flame distortion and heat radiation serve as benchmarks for evaluating burning quality. On the other hand, these metrics help quantify the efficiency of the burner and assess the volume of unburned gases continuously released into the atmosphere. Flare systems are essential components in nearly all oil and gas plants, playing a crucial role in CO₂ reduction and waste gas management.

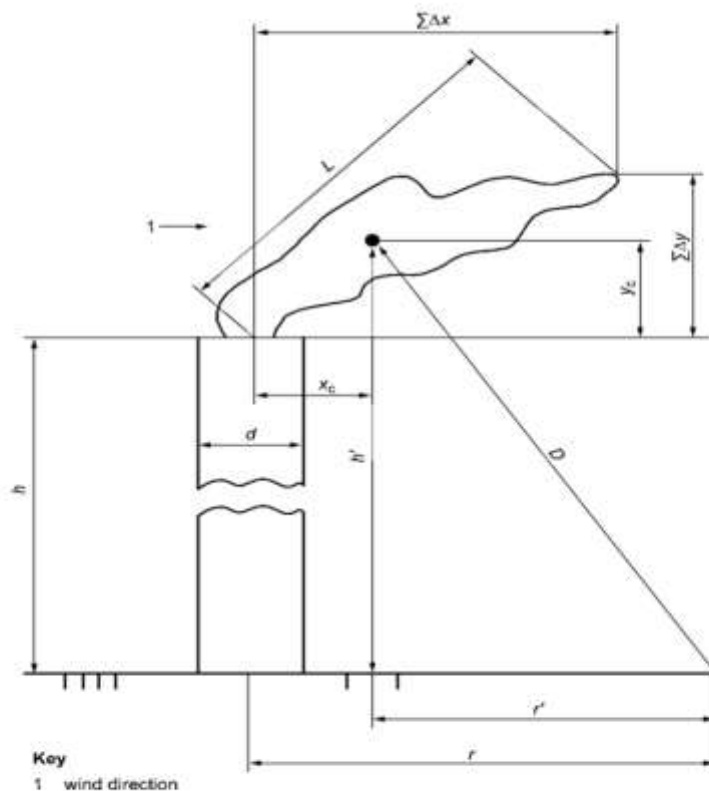


Fig 4-1: Flare Stack and Flame Distortion Geometrical Factors [API 521]



Feed Gas Calculation in Real Time

Composition	CO	CO ₂	H ₂	N ₂	CH ₄	C ₂ H ₆	H ₂ O
Fraction (Mole Basis)	y _{CO}	y _{CO2}	y _{H2}	y _{N2}	y _{CH4}	y _{C2H6}	y _{H2O}

HARF: Hydrogen Atoms Ratio to Feed gas (mole basis)
 $(4 \cdot y_{CH_4} + 6 \cdot y_{C_2H_6} + 2 \cdot y_{H_2})$

CARF: Carbon Atoms Ratio to Feed gas (mole basis)
 $(y_{CH_4} + 2 \cdot y_{C_2H_6} + y_{CO})$

Hydrogen (H₂) yield Equivalent H₂ mole ratio to feed = $2 \times \text{CARF} + \frac{1}{2} \times \text{HARF}$

$$MW = (44 \cdot y_{CO_2} + 28 \cdot y_{CO} + 16 \cdot y_{CH_4} + 30 \cdot y_{C_2H_6} + 2 \cdot y_{H_2} + 28 \cdot y_{N_2})$$

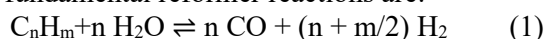
The following reactions summarize the above processes:

- 1- $H_2O + C_{tls} \rightleftharpoons H_2 + O(C_{tls})$
- 2- $CH_4 + O(C_{tls}) + 4C_{tls} \rightleftharpoons CO(C_{tls}) + 4H(C_{tls})$ Rate-Limiting Step
- 3- $2H(C_{tls}) \rightleftharpoons H_2 + 2C_{tls}$
- 4- $CO(C_{tls}) \rightleftharpoons CO + C_{tls}$

Among these reactions, reaction (2) is identified as the rate-controlling and limiting step due to the complexity of methane decomposition and radical formation on the catalyst surface.

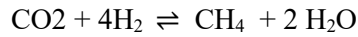
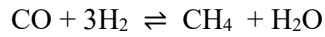
This optimized reaction mechanism provides a basis for improving catalytic reforming efficiency and reducing operational bottlenecks.

The fundamental reformer reactions are:





The Co and CO₂ gas at around 300°C and 450 psig with present of a nickel catalyst also can be converted to methane and sent it to the Demethanizer for further processing.



Compared catalysts in recent researches

Hydrogen(H ₂)Conversion	Methane (CH ₄) conversion	Reaction	Catalyst
92	91.2	Dry Reforming	Ni/MgO [8,9]
-	61	Dry Reforming	Ni/Al ₂ O ₃ [10]
-	40	Dry Reforming	Ni /La ₂ O ₃ /Al ₂ O ₃ [12]
98	97	Dry Reforming	Ca _{0.8} Sr _{0.2} Ti _{0.6} Ni _{0.4} O ₃ [11]
-	95	Dry Reforming	LaNi _x Fe _{1-x} O ₃ [14]
-	93	Dry Reforming	Ni/Le- ZrO ₂ [15]
86.1	84.1	Dry Reforming	Ni/ZrO ₂ [12]
36.7	48.8	Dry Reforming	Ni/ SrO[13]
65	67	Dry Reforming	Ni / CaO[10]

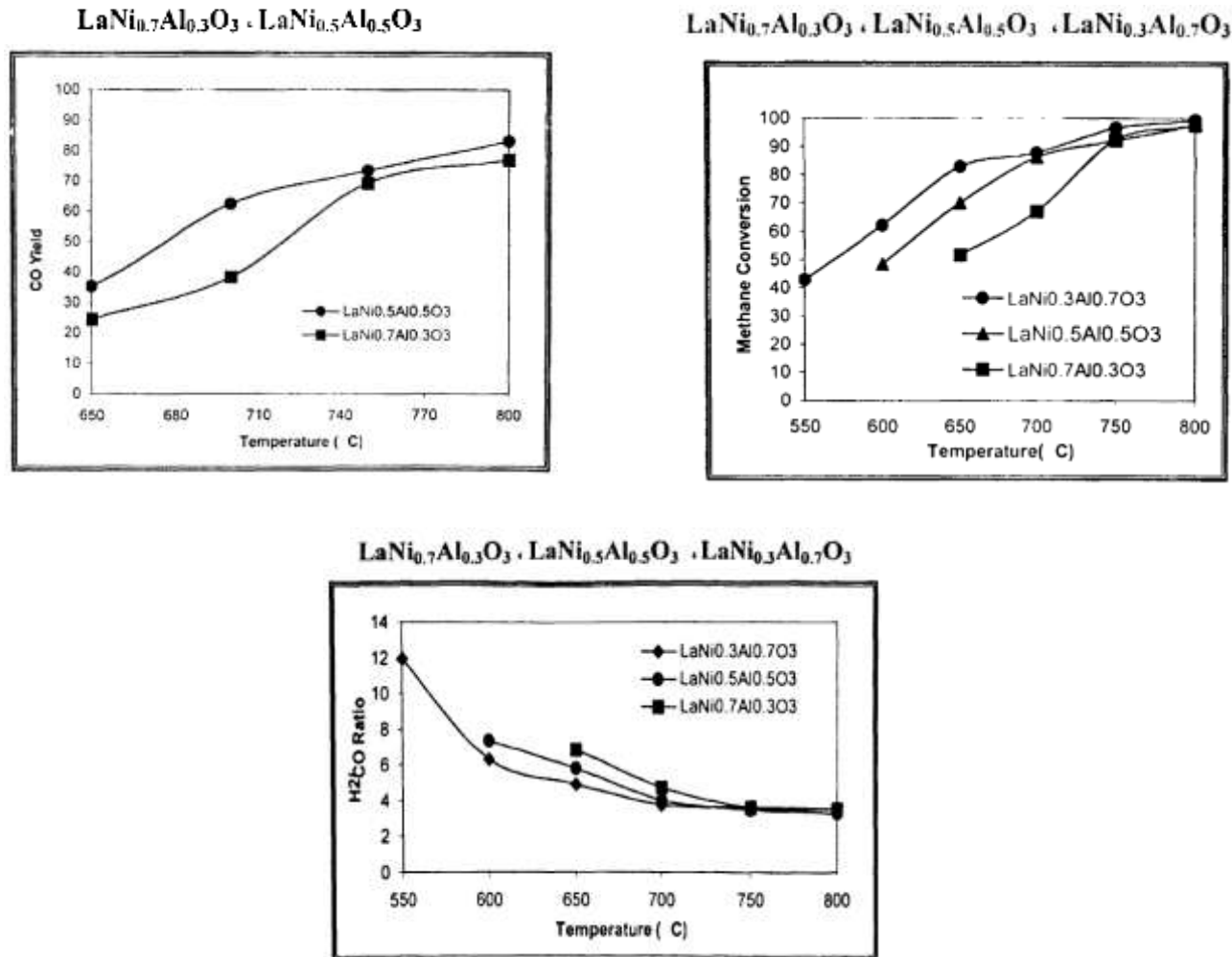
$$r = \frac{k_1 (P_{\text{CH}_4} P_{\text{H}_2\text{O}}^{0.5} / P_{\text{H}_2}^{1.25}) (1 - (P_{\text{CO}} P_{\text{H}_2}^3 / k_p P_{\text{CH}_4} P_{\text{H}_2\text{O}}))}{1 + K_{\text{CO}} P_{\text{CO}} - K_{\text{H}_2} P_{\text{H}_2}^{0.5} - K_{\text{H}_2\text{O}} (P_{\text{H}_2\text{O}} / P_{\text{H}_2})} \quad (003)$$

Catalyst Groups

Group 1 catalyst	Group 2 catalyst	Group 3 catalyst	Group 4 catalyst
Ni(NO ₃) ₂ · 6H ₂ O Al(NO ₃) ₃ · 9H ₂ O La(NO ₃) ₃ · 6H ₂ O	Al(NO ₃) ₃ · 9H ₂ O La ₂ O ₃	Ni (NO ₃) ₂ · 6H ₂ O AL(NO ₃) ₃ · 9H ₂ O La ₂ O ₃	C ₄ H ₆ NiO ₄ · 4H ₂ O AL(NO ₃) ₃ · 9H ₂ O La ₂ O ₃

Base Material

Nickel (II) Nitrate Hexahydrate, Merck • Chloride, Cu, Fe, Pb, Zn < 0.001%wt • Sulfate, Ca, Co, Na < 0.005 %wt • NH ₄ (Ammonium) < 0.05 %wt	Nickel II Acetate, Fluka • Chloride, Cu, Cd, Cu, Fe, Pb, Zn < 0.005%wt • Sulfate, Co, Na, K < 0.0 I %wt	Aluminum Nitrate, Nanohydrate, Merck • Chrordide < 0.00 I %wt • Sulfate, Na < 0.005 %wt • Heavy Metals (Pb) < 0.001 %wt • Ammonium < 0.02 %wt • Fe, K < 0.002 o/owt	Lanthanum Nitrate, Hexahydrate, Fluka • Cu, Fe, Mg, Chloride < 0.005 %wt • Ca, Cd, Co, Cr, Sulfate < 0.005 %wt • Mn, Ni, Pb, Zn < 0.005 %wt • K, Na < 0.00 I %wt	Lanthanum Oxide, Fluka • Ca \$ 0.005 %wt
---	---	--	--	---



Matin Parvari (Feb 2003)

The above analysis shows catalyst performance conversation highly depend on a temperature and with a BMS burner management systems on reformers. We can improve the CO and CO₂ absorption with takes to account AI technology to analyses process data by computing and live analysis in real time through the machine learning algorithm can significantly improve the manufacturing process and reducing unnecessary excess gas including CO₂.

Catalyst performance conversation highly depend on a temperature and with a BMS burner management systems on reformers we can improve the CO and CO₂ absorption. Takes to account AI technology to analyses process data by computing and live analysis in real time through the machine learning algorithm can significantly improve the manufacturing process and reducing unnecessary excess gas including CO₂. By optimizing the parameters of the reforming process, we can enhance the efficiency of gas absorption systems. Furthermore, integrating AI technology allows for predictive maintenance, which minimizes downtime and ensures that the machinery operates at peak performance. This not only leads to cost savings but also contributes to a more sustainable production environment by reducing emissions. As we continue to refine these technologies, the potential for achieving lower carbon footprints in industrial processes becomes increasingly feasible. Innovations such as advanced sensors and predictive analytics allow for real-time monitoring and adjustments, optimizing energy consumption and minimizing waste. Furthermore, the integration of renewable energy sources into manufacturing operations can significantly enhance sustainability efforts. Companies are now exploring ways to harness solar, wind, and other renewable resources to power their facilities, thereby decreasing reliance on fossil fuels. As these practices become more widespread. This will including The integration of advanced instrumentation devices, including Pressure Indicating Transmitters (PIT), Temperature Indicating Transmitters (TIT), Level Valves (LV), Pressure Control Valves (PCV), Temperature Control Valves (TCV), Pressure Transmitters (PT), Temperature Gauges (TG), Temperature Transmitters (TT), Flow Indicating Transmitters (FIT), and Level Gauges (LG), forms the backbone of modern industrial process control systems. These devices enable precise measurement and real-time monitoring of critical

process parameters, ensuring operational reliability and efficiency. By leveraging cutting-edge control philosophies, these instruments are integrated into advanced systems that utilize real-time data analytics powered by Artificial Intelligence (AI) and Machine Learning (ML) algorithms. AI-driven analysis allows for predictive maintenance, anomaly detection, and process optimization, while ML models continuously improve decision-making by learning from historical and live process data. This synergy enhances system responsiveness, reduces downtime, and ensures dynamic adaptation to process variations, ultimately leading to safer, more efficient, and environmentally sustainable operations. By gathering this analyzing strategy using AI and machine learning we can significantly reduce the emission of CO₂ and other greenhouse gases. This reduction is achieved through optimized energy consumption, predictive maintenance, and enhanced resource management. The USA government has recognized the importance of these technologies and is actively investing in research and development initiatives aimed at promoting sustainable practices across various industries. In addition to federal support, numerous private sector companies are also adopting AI-driven solutions to improve their operational efficiency and minimize their environmental impact. Collaborative efforts between government agencies, academia, and industry stakeholders are essential to accelerate the transition towards a greener economy. This can help human health and well-being by reducing pollution and promoting sustainable practices. Additionally, the integration of AI technologies can lead to more efficient resource management, enabling organizations to optimize energy consumption and reduce waste. As industries adopt these innovative approaches, they can also create new job opportunities in green technology sectors, fostering economic growth while addressing climate change. Public awareness and education about the benefits of AI in sustainability will further encourage widespread adoption and support. Per the machine learning algorithm, these technologies can analyze vast amounts of data to identify patterns and optimize resource use, leading to more efficient energy consumption and waste management. As industries adopt AI-driven solutions, they can reduce their carbon footprints and enhance productivity. Moreover, collaboration between governments, private sectors, and research institutions will be essential in developing innovative strategies that leverage AI for sustainable practices. By investing in research and development, we can unlock new technologies that not only minimize environmental impact but also drive economic growth. These advancements could include smart energy management systems, precision agriculture techniques, and waste reduction processes that utilize AI to optimize resource use. Additionally, fostering a culture of sustainability within organizations will encourage the adoption of these technologies, leading to a more resilient and eco-friendly economy.

The logic system verifies the following to control the manufacturing process.

Adequate water level in the steam drum.

Stable draft within the reformer furnace.

Flue gas and combustion air fans operating normally.

Plant under nitrogen circulation.

Completion of combustion air purging.

Proper positioning of the double block and vent valves.

Authorization for Fuel Gas Feed: Once all preconditions are satisfied, the system authorizes fuel gas delivery to the burners.

Strict control is implemented to maintain optimal steam-to-carbon and air-to-feed ratios as the plant adjusts its capacity. This ensures the system operates within design specifications regardless of whether the plant is ramping up or down.

For combustion control, precise measures are taken to maintain the reforming temperature within acceptable limits while ensuring efficient combustion with controlled excess air inside the reformer box. The control system also functions as a Capacity Controller for the front-end section, automatically determining set points for key operating parameters in the reforming section based on the desired capacity input by operators. This allows production adjustments across the plant without requiring manual intervention, except for the synthesis reactor, which must be manually controlled when its operating conditions are modified.

Specifically, the Capacity Controller automatically adjusts the set points for reformer gas feed, fuel flow, combustion air flow, process steam flow, and process air flow based on the operator-defined capacity level. Once these parameters are set, the plant's automated controllers for compressors, columns, exchanger bypasses, and separator levels enable the equipment to operate at the specified capacity.

For example, the syngas compressor automatically maintains suction pressure and adjusts its speed to align with the feedstock flow required by the Capacity Controller, ensuring seamless capacity changes across the plant. This dynamic adjustment not only optimizes energy consumption but also enhances the overall efficiency of the gasification process. By continuously monitoring the operational parameters,

the compressor can respond to fluctuations in feedstock availability, thereby minimizing downtime and maximizing throughput. Additionally, the integration of advanced control algorithms allows for predictive maintenance, which further reduces the risk of unexpected failures and extends the lifespan of the equipment. As a result, the overall efficiency of the production process is significantly enhanced. This not only leads to cost savings but also improves the sustainability of operations by reducing waste and energy consumption. Furthermore, the implementation of real-time monitoring systems enables operators to make informed decisions based on current performance metrics, allowing for quick adjustments to be made in response to changing conditions. Consequently, companies can achieve a more agile production environment that is better equipped to handle unexpected disruptions and fluctuations in demand. This adaptability not only enhances operational efficiency but also contributes to improved resource management, reducing waste and lowering costs. Furthermore, the integration of advanced analytics and machine learning algorithms into these monitoring systems can provide predictive insights, enabling businesses to anticipate potential issues before they escalate. As a result, organizations can implement proactive maintenance strategies, ultimately extending the lifespan of their equipment and ensuring consistent performance. This not only reduces downtime but also minimizes repair costs, leading to significant savings over time. Furthermore, the integration of advanced analytics allows for the identification of patterns and trends in equipment usage, which can inform better decision-making regarding resource allocation and operational efficiency. By harnessing the power of data-driven insights, companies can optimize their workflows, enhance productivity, and maintain a competitive edge in their respective industries. Furthermore, the integration of advanced analytics and machine learning algorithms allows organizations to predict equipment failures before they occur, thereby minimizing downtime and reducing maintenance costs. This proactive approach not only extends the lifespan of the equipment but also ensures that operations run smoothly and efficiently. As businesses continue to embrace digital transformation, the ability to leverage real-time data will become increasingly crucial for driving innovation and achieving sustainable growth. Ultimately, the integration of advanced technologies and data analytics will empower organizations to make informed decisions, optimize resource allocation, and enhance customer experiences. This shift not only fosters a more agile business environment but also encourages collaboration across departments, leading to a more cohesive strategy for tackling challenges. Additionally, as companies prioritize sustainability, the use of data-driven insights can help identify areas for improvement, reducing waste and minimizing environmental impact. By leveraging advanced analytics and machine learning algorithms, organizations can optimize their resource allocation and streamline operations. This not only enhances efficiency but also fosters innovation by enabling teams to experiment with new approaches and technologies. Furthermore, a culture that embraces data-driven decision-making empowers employees at all levels to contribute to the company's sustainability goals, creating a sense of ownership and accountability. As a result, businesses can not only meet regulatory

The primary reformer feed consists of natural gas and process steam, which must be carefully controlled in proportion to avoid carbon formation in the catalyst. Carbon deposits can damage the catalyst, requiring shutdown and replacement. To prevent this, the steam-to-carbon ratio is maintained above a critical threshold based on operating conditions.

At the secondary reformer, process air is added to the reformed gas to achieve the correct hydrogen-to-nitrogen ratio for the ammonia synthesis loop. Precise control of the air-to-feed ratio is essential to avoid excessive temperatures and maintain balance in the hydrogen-to-nitrogen ratio.

The control system employs a lead-lag strategy for capacity adjustments. During capacity increases, steam flow leads feed gas flow, which in turn leads process air flow. In capacity reductions, this sequence is reversed. Additionally, at lower capacities, the steam-to-carbon ratio is increased to ensure uniform flow distribution and prevent overheating of the reformer tubes.

The steam-to-carbon ratio is optimized by an automated control system that adjusts settings based on capacity. Operators can also manually input the desired ratio when necessary. Similarly, air-to-feed ratio corrections can be made within a limited range to maintain balance and ensure safe operation. High and low limits are established to protect against malfunctions.

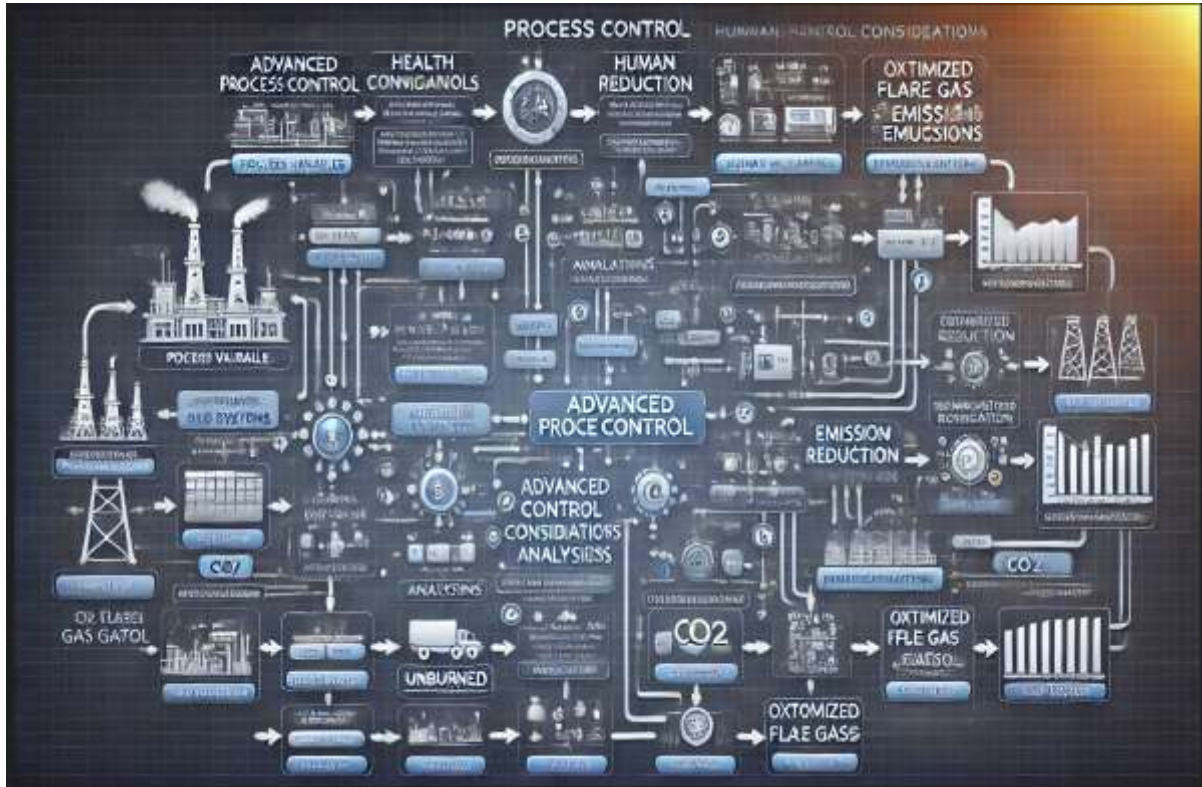
Key process parameters, such as natural gas feed flow, are compensated for variations in pressure, temperature, and molecular weight using advanced sensors and analyzers. Backup systems are in place to allow manual inputs during maintenance or analyzer malfunctions.

In the reformer, natural gas and steam undergo endothermic reactions over a catalyst, producing a mixture of methane, carbon oxides, and hydrogen. This process is sustained by heat from burning two fuels: purge gas from the hydrogen recovery unit and natural gas. The purge gas provides partial heating, while natural gas is used to control reforming temperatures.

For steam super heaters, fuel gas is pressure-controlled before reaching the burners, with combustion regulated to maintain steam outlet temperatures. Reforming fuel gas control involves mixing purge gas

and natural gas, with the reforming temperature managed through a cascade control system to minimize methane slip during capacity changes.

The total fuel gas flow is calculated by summing the adjusted flows of natural gas and purge gas, accounting for differences in their heating values. Automated systems monitor and compensate for variations in fuel composition, with manual overrides available for reliability during equipment maintenance.



The flowchart represents an advanced process control (APC) algorithm designed for integration with flare systems in oil and gas plants, focusing on both environmental and human health considerations while minimizing CO₂ emissions. Here's a breakdown of the components and their flow:

Inputs:

Process Variables: These include key operational parameters such as pressure, temperature, and flow rates, which directly influence combustion efficiency and system performance.

Environmental Data: This involves atmospheric conditions and real-time measurements of pollutants, providing context for flare system adjustments and emission controls.

Health Indicators: Metrics related to air quality, including particulates and other toxic gases, to monitor the health impacts of flare emissions on nearby populations.

Advanced Process Control (APC) Algorithm:

This is a central computational system that continuously processes the input data (process variables, environmental data, and health indicators) to optimize the operation of the flare system. The APC aims to maintain combustion efficiency, minimizing unburned gas emissions and ensuring safe, controlled flare performance.

Subsystems:

Flare Gas Monitoring System: This subsystem tracks the volume and composition of gases being flared, ensuring that only necessary emissions are released while minimizing waste and inefficiencies.

Emission Reduction Module: An integrated system that implements specific techniques, such as combustion optimization or gas recovery, to reduce the amount of CO₂ and other pollutants generated by flare systems.

Health Impact Analysis: An evaluation system that assesses the potential impact of emissions on public health, incorporating data on particulate matter, VOCs (volatile organic compounds), and NO_x (nitrogen oxides), which are critical for safety and regulatory compliance.

Burner Efficiency Analysis:

This component evaluates the performance of the flare burner, quantifying distortion in the flame shape and radiation patterns. Analyzing burner efficiency is crucial for reducing unburned hydrocarbons and optimizing the combustion process.

Unburned Gas Release Quantification:

This stage quantifies how much unburned gas is being released into the atmosphere, which is a critical metric for assessing flare system performance and its impact on the environment.

Outputs:

Optimized Flare Gas Control: The APC algorithm adjusts operational parameters to optimize flare gas combustion, ensuring that the system functions within regulatory limits and minimizes excess emissions.

Reduced CO₂ Emissions: The outcome of the emission reduction module and optimized flare control is a significant decrease in CO₂ emissions, contributing to the plant's overall environmental goals.

Improved Human Health Metrics: By controlling flare emissions, this system minimizes pollutants in the surrounding environment, directly enhancing human health outcomes by reducing exposure to harmful substances.



The control strategies and safeguards ensure efficient, safe, and stable operation of the reforming process, even under varying capacity demands. These strategies include real-time monitoring of key parameters such as temperature, pressure, and reactant concentrations, which allow for immediate adjustments to maintain optimal conditions. Additionally, advanced predictive algorithms can forecast potential disruptions, enabling preemptive actions to mitigate risks. Regular maintenance and calibration of equipment further enhance reliability, while operator training ensures that personnel are well-prepared to respond to any anomalies. Ultimately, these measures contribute to a more resilient operational framework, minimizing downtime and maximizing efficiency. By fostering a culture of continuous improvement, organizations can adapt to evolving challenges and leverage technological advancements. Furthermore, integrating feedback loops allows for real-time data analysis, which can inform decision-making processes and refine predictive models. As a result, businesses are better positioned to navigate uncertainties and maintain a competitive edge in their respective markets. Per Le Chatelier's principle controlling these process parameters are key for process production quality and efficiency. By understanding how changes in temperature, pressure, and concentration affect the equilibrium of

chemical reactions, companies can optimize their operations to minimize waste and maximize yield. This not only leads to cost savings but also enhances product consistency, which is crucial for meeting customer expectations. Furthermore, leveraging advanced analytical techniques and real-time monitoring systems allows businesses to adapt quickly to fluctuations in demand or supply chain disruptions, ensuring that they can maintain optimal inventory levels and minimize waste. This agility not only improves operational efficiency but also fosters a more resilient supply chain capable of withstanding unforeseen challenges. Additionally, the integration of automation and artificial intelligence in production processes can further streamline operations, reduce human error, and enhance overall productivity. As companies continue to invest in these technologies, they will likely see significant improvements in both their bottom line and their operational efficiency. Moreover, the implementation of AI-driven analytics can provide valuable insights into production workflows, enabling businesses to identify bottlenecks and optimize resource allocation. This not only leads to cost savings but also fosters a culture of continuous improvement, where data-driven decisions replace traditional guesswork. Additionally, the integration of smart robotics can facilitate more flexible manufacturing systems, allowing companies to quickly adapt to changing market demands and consumer preferences. This adaptability not only enhances operational efficiency but also enables businesses to innovate more rapidly, introducing new products and services that align with current trends. Furthermore, the use of advanced analytics and machine learning algorithms can optimize supply chain management, reducing waste and improving resource allocation. As organizations embrace these technologies, they are likely to see not only increased profitability but also a stronger competitive edge in an ever-changing market landscape. By leveraging data-driven insights, companies can anticipate demand fluctuations, streamline operations, and enhance customer satisfaction. Moreover, predictive analytics can identify potential disruptions in the supply chain, allowing businesses to implement proactive measures to mitigate risks. This integration of technology fosters greater transparency and collaboration among stakeholders, ultimately leading to more resilient supply chains that can adapt to unforeseen challenges. As such, the adoption of these technologies not only enhances operational efficiency but also empowers organizations to make data-driven decisions. By leveraging advanced analytics and real-time monitoring, companies can identify potential disruptions early and respond swiftly. Furthermore, the use of artificial intelligence and machine learning algorithms can optimize inventory management and demand forecasting, reducing waste and improving customer satisfaction. In this rapidly evolving landscape, businesses that embrace these innovations will likely gain a competitive edge over those that do not. By leveraging data analytics, companies can gain insights into consumer behavior and market trends, allowing them to make informed decisions about stock levels and product offerings. Additionally, AI-driven tools can automate routine tasks, freeing up employees to focus on more strategic initiatives. As organizations continue to integrate these technologies, they will not only enhance operational efficiency but also foster a culture of continuous improvement and adaptability. This shift towards a more agile work environment encourages innovation, as employees are empowered to experiment with new ideas and processes without the constraints of mundane tasks. Furthermore, the data generated by AI systems can provide valuable insights into customer behavior and market trends, enabling organizations to make informed decisions that align with their strategic goals. As a result, companies that embrace AI and automation are likely to gain a competitive edge, as they can respond more quickly to changes in the market and tailor their offerings to meet evolving customer needs. This agility not only enhances customer satisfaction but also fosters innovation, as businesses can experiment with new products and services based on predictive analytics. Moreover, the integration of AI into operational processes can lead to increased efficiency, reducing costs and freeing up resources for further investment in growth initiatives. Ultimately, the successful implementation of these technologies can transform traditional business models, allowing companies to respond more swiftly to market changes and customer demands. By leveraging data-driven insights, organizations can tailor their offerings to better meet the needs of their target audiences, enhancing customer satisfaction and loyalty. Additionally, the use of AI can streamline decision-making processes, enabling faster responses to emerging trends and potential disruptions. As businesses continue to embrace these innovations, they are reducing carbon footprint and mitigate climate change.

The proposed solutions eventually lead to reduce gas flaring and enhance the efficiency of burner management systems in both reformer and flare systems. By incorporating advanced technologies such as artificial intelligence (AI) and machine learning for real-time data analysis, the system will optimize flare operations, minimizing emissions and improving combustion efficiency. This approach will not only reduce environmental harm but also mitigate the potential health risks associated with flare emissions.

Conclusion:

Conclusion from all above shows three most element for reduction of CO₂ in a complicated ammonia and methanol by together can enhanced reduced CO₂ production which eventually shows that integrating ammonia and methanol synthesis processes can lead to more efficient carbon capture and utilization strategies. This synergy not only minimizes CO₂ emissions but also promotes the circular economy by converting waste carbon into valuable chemicals. Furthermore, advancements in catalytic technologies and reaction conditions can significantly improve the overall efficiency of these processes, making them more viable for industrial applications. As research continues to evolve, it is essential to explore the potential of integrating renewable energy sources into these chemical conversion processes. This integration could not only enhance the sustainability of the methods used but also reduce the carbon footprint associated with traditional chemical production. By harnessing solar, wind, or biomass energy, researchers can develop greener pathways for converting waste carbon into useful products. Additionally, the optimization of reaction pathways and the development of novel catalysts may lead to higher yields and selectivity in these processes. Considering CO₂ reduction in this methods by effective catalyst selection and maintain process parameter to the best engineering practice products. Additionally, the optimization of reaction pathways and the development of novel catalysts may lead to higher yields and selectivity in these processes. Considering CO₂ reduction in this method by effective catalyst selection and maintaining process parameters to the best engineering practices can significantly enhance the efficiency of the conversion process. This approach not only minimizes energy consumption but also maximizes the utilization of renewable resources. Furthermore, integrating advanced monitoring techniques. Furthermore, integrating advanced monitoring techniques allows for real-time adjustments to be made during the conversion process, ensuring optimal performance at all times. These techniques can include the use of sensors and data analytics to track key performance indicators, enabling operators to identify inefficiencies and implement corrective measures swiftly. Additionally, the adoption of automation technologies can streamline operations, reducing human error and enhancing precision in the management of resources. As a result, organizations can achieve greater operational efficiency and cost savings. This integration of analytics and automation not only improves productivity but also allows for more informed decision-making. By leveraging real-time data, companies can anticipate market trends and adjust their strategies accordingly. Furthermore, the use of predictive analytics can help in forecasting demand, ensuring that resources are allocated effectively and minimizing waste. Overall, the synergy between data analytics and automation creates a powerful framework for enhancing operational efficiency. By integrating these technologies, businesses can streamline processes, reduce human error, and improve decision-making speed. Additionally, real-time insights allow for more agile responses to changing market conditions, enabling companies to stay competitive. As organizations continue to embrace digital transformation, the role of data-driven strategies will become increasingly critical in shaping their success and sustainability in the future. Improving production process by gathering techniques introduced in this paper will enable companies to optimize their operations, reduce waste, and enhance overall efficiency. By leveraging advanced analytics and machine learning, organizations can gain deeper insights into their supply chains, customer behaviours, and market trends. This not only allows for more informed decision-making but also fosters innovation by identifying new opportunities for growth. Furthermore, integrating these data-driven approaches can lead to improved production process. The process operates continuously, with the potential to produce up to 10 million tonnes of ammonia per year, as demonstrated by CF Industries in Louisiana. This enhancement can result in a reduction of the carbon footprint by 500 m³ per hour compared to existing systems, leading to a substantial decrease of 4.38 million m³ annually. Over the course of 5 years, this reduction totals 21.9 million m³, and over 10 years, it amounts to 210.9 million m³, contributing to significant environmental sustainability.

Reducing flare gas also makes advantages to biomedical applications. The reduction of flare gas emissions not only contributes to a cleaner environment but also opens up opportunities for the development of innovative medical technologies. For instance, the captured gases can be repurposed for energy generation in hospitals, thereby decreasing their reliance on fossil fuels and minimizing their carbon footprint. Additionally, advancements in gas capture and utilization can lead to the creation of new therapeutic approaches, such as targeted drug delivery systems that utilize gas-filled microbubbles. These microbubbles can enhance the efficacy of certain treatments by improving the localization of drugs within specific tissues, thus maximizing therapeutic effects while minimizing side effects. Furthermore, the integration of gas capture technologies into medical devices can facilitate real-time monitoring of patient conditions, allowing for more responsive and personalized care. As research in this field progresses, we are likely to see advancements in biocompatible materials that can enhance the performance of these devices. Innovations such as smart polymers and nanomaterials may lead to the development of sensors that can detect changes in physiological parameters with greater sensitivity and

specificity. Additionally, the incorporation of artificial intelligence algorithms can aid in the analysis of collected data, providing healthcare professionals with actionable insights that improve decision making processes. These advancements not only enhance the accuracy of diagnoses but also facilitate personalized treatment plans tailored to individual patient needs. Furthermore, the integration of telemedicine platforms allows for real-time monitoring and remote consultations, bridging the gap between patients and healthcare providers. As a result, the overall efficiency of healthcare delivery systems can be significantly improved, leading to better patient outcomes and reduced healthcare costs. Continuous research and development in telemedicine technologies are essential to enhance the capabilities of these systems. Innovations such as artificial intelligence and machine learning can be integrated to analyse patient data more effectively, allowing for personalized treatment plans and proactive care management. Furthermore, the expansion of broadband internet access in rural and underserved areas will ensure that more patients can benefit from these advancements. By fostering collaboration between technology developers, healthcare professionals, and policymakers, we can create a more integrated healthcare system that prioritizes patient outcomes.

References:

- [1] UCLA Fielding School of Public Health, Leigh Hopper (2021).
- [2] Grover, H. "Pollution & Toxins," March 18, 2022.
- [3] National Institutes of Health / National Institute of Environmental Health Sciences (R21-ES028417). (2020).
- [4] Environmental Defense Fund. March 12, 2024.
- [5] Depressurization Dynamic Modeling and Effect of Flare Flame Distortion. (2016).
- [6] Bechle, M.J., et al. "Remote Sensing of Exposure to NO₂: Satellite versus Ground-based Measurement in a Large Urban Area." *GeoHealth*, Mar 6, 2024; 8(3): e2023GH000938. doi: 10.1029/2023GH000938.
- [7] Boslett, A., et al. "Rural Light Pollution from Shale Gas Development and Associated Sleep and Subjective Well-being." *Resources and Energy Economics*, 2021.
- [8] Rockenstein, E., et al. "Catalysis in Applied Systems," *Applied Catalysis A*, 154 (1997), 185.
- [9] Xu, B.Q., et al. "Catalysis Today," *Catalysis Today*, 68 (2001), 217.
- [10] Kim, J.H., et al. "Applied Catalysis A," *Applied Catalysis A*, 197 (2000), 191.
- [11] Blom, R., et al. "Catalysis Today," *Catalysis Today*, 21 (1994), 535.
- [12] Swaan, H.M., et al. "Catalysis Today," *Catalysis Today*, 21 (1994), 571.
- [13] Dong, W.S., et al. "Applied Catalysis A," *Applied Catalysis A*, 226 (2002), 63.
- [14] Kiennemann, A., et al. "Applied Catalysis A," *Applied Catalysis A*, 180 (1999), 163.
- [15] Takehiri, K., et al. "Catalysis Today," *Catalysis Today*, 24 (1995), 237-242.
- [16] Boxall, P., et al. "The Impact of Oil and Natural Gas Facilities on Rural Residential Property Values: A Spatial Hedonic Analysis." *Resources and Energy Economics*, 2005.
- [17] Boyce, J.K., et al. "Measuring Environmental Inequality." *Ecological Economics*, 2016.
- [18] Currie, J., et al. "Air Pollution and Infant Health: Lessons from New Jersey." *Journal of Health Economics*, 2009.
- [19] Denham, A., et al. "Acute Myocardial Infarction Associated with Unconventional Natural Gas Development: A Natural Experiment." *Environmental Research*, 2021.
- [20] Giwa, S.O., et al. "Gas Flaring Attendant Impacts of Criteria and Particulate Pollutants: A Case of the Niger Delta Region of Nigeria." *Journal of King Saud University – Engineering Sciences*, 2019.
- [21] Graham, J., et al. "Increased Traffic Accident Rates Associated with Shale Gas Drilling in Pennsylvania." *Accident Analysis and Prevention*, 2015.
- [22] Hill, E.L. "Shale Gas Development and Infant Health: Evidence from Pennsylvania." *Journal of Health Economics*, 2018.
- [23] Lade, G.E., et al. "Costs of Inefficient Regulation: Evidence from the Bakken." *Journal of Environmental Economics and Management*, 2020.
- [23] Agerton, M., Gilbert, B., Upton, G., 2020. The Economics of Natural Gas Flaring in U.S. Shale: An Agenda for Research and Policy. Technical report, Baker Institute Working Paper, <https://www.bakerinstitute.org/files/16146/>.
- [24] Anderson, M.L., 2020. As the wind blows: The effects of long-term exposure to air pollution on mortality. *J. Eur. Econ. Assoc.* 18 (4), 1886–1927.
- [25] Banzhaf, H.S., 2011. Environmental justice. *Encyclopedia of Resource. Energy and Environmental Economics*.
- [26] Banzhaf, S.H., Walsh, R.P., 2008. Do people vote with their feet? An empirical test of Tiebout's mechanism. *Am. Econ. Rev.* 98 (3), 843–863.
- [27] Bartik, A.W., Currie, J., Greenstone, M., Knittel, C.R., 2019. The local economic and welfare consequences of hydraulic fracturing. *Am. Econ. J.: Appl. Econ.* 11 (4), 105–155.
- [28] Bechle, M.J., Millet, D.B., Marshall, J.D., 2013. Remote sensing of exposure to NO₂: Satellite versus ground-based measurement in a large urban area. *Atmos. Environ.* 69, 345–353.
- [29] Black, K.J., Boslett, A.J., Hill, E.L., Ma, L., McCoy, S.J., 2021. Economic, environmental, and health impacts

of the fracking boom. *Annu. Rev. Resour. Econ.* 13.

- [30] Black, K.J., McCoy, S.J., Weber, J.G., 2018. When externalities are taxed: The effects and incidence of Pennsylvania's impact fee on shale gas wells. *J. Assoc. Environ. Resour. Econ.* 5 (1), 107–153.
- [31] Boslett, A., Hill, E., Ma, L., Zhang, L., 2021. Rural light pollution from shale gas development and associated sleep and subjective well-being. *Resour. Energy Econ.* 64, 101220.
- [32] Boxall, P., Chan, W., Mcmillan, M., 2005. The impact of oil and natural gas facilities on rural residential property values: A spatial hedonic analysis. *Resour. Energy Econ.* 27, 248–269.
- [33] Boyce, J.K., Zwickl, K., Ash, M., 2016. Measuring environmental inequality. *Ecol. Econ.* 124, 114–123.
- [34] Brown, J.P., Fitzgerald, T., Weber, J.G., 2019. Does resource ownership matter? Oil and gas royalties and the income effect of extraction. *J. Assoc. Environ. Resour. Econ.* 6 (6), 1039–1064.
- [35] Buzcu-Guven, B., Harriss, R., 2012. Extent, impacts and remedies of global gas flaring and venting. *Carbon Manage.* 3 (1), 95–108.
- [36] Cascio, E.U., Narayan, A., 2015. Who Needs a Fracking Education? The Educational Response to Low-Skill-Biased Technological Change. *ILR Review*, page 0019793920947422.
- [37] Caulton, D.R., Shepson, P.B., Cambaliza, M.O., McCabe, D., Baum, E., Stirm, B.H., 2014. Methane destruction efficiency of natural gas flares associated with shale formation wells. *Environ. Sci. Technol.* 48 (16), 9548–9554.
- [38] Chay, K.Y., Greenstone, M., 2003. The impact of air pollution on infant mortality: evidence from geographic variation in pollution shocks induced by a recession. *Q. J. Econ.* 118 (3), 1121–1167.
- [39] Chay, K.Y., Greenstone, M., 2005. Does air quality matter? Evidence from the housing market. *J. Polit. Econ.* 113 (2), 376–424.
- [40] Collins, B., 2018. Are some shale producers under-reporting gas flaring to keep oil flowing. Report, S and P Global.
- [41] Currie, J., Neidell, M., Schmieder, J.F., 2009. Air pollution and infant health: Lessons from New Jersey. *J. Health Econ.* 28 (3), 688–703.
- [42] Currie, J., Walker, R., 2011. Traffic congestion and infant health: Evidence from EZPass. *Am. Econ. J.: Appl. Econ.* 3 (1), 65–90.
- [43] Currie, J., Zivin, J.G., Mullins, J., Neidell, M., 2014. What do we know about short-and long-term effects of early-life exposure to pollution? *Annu. Rev. Resour. Econ.* 6 (1), 217–247.